

WarmMark Data Sheet

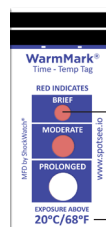
Specifications

Indication Type	Visual, irreversible white to red color change in activation window
Activation Method	Manual: Pull-tab
Activation Temperature Levels	Sensitivities available between -18°C and 37°C. See Product Selection table for details
Temperature Accuracy	+1°C / +2°F
Run Out Time	See Product Selection for details
Product Life	2 years from date of sale
Mounting Method	Pressure-sensitive adhesive (see Appendix B)
Storage Conditions	Store in a cool dark environment, below the response temperature of the indicator; 35-55% RH
Dimensions	Short-Run: 1.81 x 0.75 x 0.06in / 46 x 19 x 1.5mm Long-Run & Duo: 3.88 x 0.75. x 0.06in / 98.1 x 19 x 1.5mm

WarmMark

WarmMark Part Number	Activation Temp	Run-Out Time*		
		Window 1 Brief	Window 2 Moderate	Window 3 Prolonged
WM -18/0	-18°C/0°F	1 hour	3 hours	12 hours
WM 0/32	0°C/32°F	2 hours	12 hours	48 hours
WM 5/41	5°C/41°F	30 minutes	2 hours	8 hours
WM 8/46	8°C/46°F	2 hours	12 hours	48 hours
WM 8/46 - 8	8°C/46°F	--	--	8 hours
WM 8/46 - 12	8°C/46°F	--	--	12 hours
WM 10/50	10°C/50°F	2 hours	12 hours	48 hours
WM 20/68	20°C/68°F	2 hours	12 hours	48 hours
WM 25/77	25°C/77°F	30 minutes	2 hours	8 hours
WM 25/77 - 8	25°C/77°F	--	--	8 hours
WM 30/86	30°C/86°F	30 minutes	2 hours	8 hours
WM 37/99	37°C/99°F	30 minutes	2 hours	8 hours

Single Window Indicators	
8°C / 46°F	8 hrs
8°C / 46°F	12 hrs
25°C / 77°F	8 hrs
Customized for COVID-19	
8°C / 46°F	6 hrs
8°C / 46°F	14 days
25°C / 77°F	6 hrs
25°C / 77°F	48 hrs

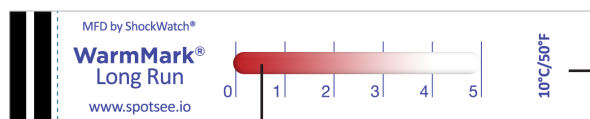


Color indicates exposure to warmer-than-acceptable conditions

Response temperature

WarmMark Long-Run

WM Long-Run Part Number	Threshold Temp	Run-Out Time*				
		Line 1	Line 2	Line 3	Line 4	Line 5
WL 10/50	10°C/50°F	12 hours	30 hours	60 hours	110 hours	168 hours
WL 31/88	31°C/88°F	12 hours	30 hours	60 hours	110 hours	168 hours



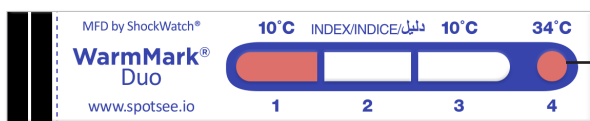
Response temperature

Color indicates exposure to warmer-than-acceptable conditions

WarmMark Duo

WarmMark Duo Part Number	Threshold Temp	Run-Out Time*			
		Window 1	Window 2	Window 3	Window 4
WD 10-34	10°C/50°F	3 days	8 days	14 days	-
WD 10-34	34°C/93°F	-	-	-	Within 30 mins

*Run-out times are based on a 2°C excursion above the response temperature. Readings are affected by severity of temperature excursion. Higher temperatures will cause run-out to occur faster than stated.



Provides a second indicator for higher temperature set point of 34°C (93°F)

Pressure-Sensitive Adhesive Data

Product Description

- High performance, acrylic pressure-sensitive adhesive (2 mil thick film) that provides excellent adhesion to most smooth surfaces
- Provides aggressive tack and high shear strength
- Excellent UV light stability and elevated temperature resistance

Physical Properties	Typical Values*
Quick Tack Stainless Steel	4.0 lbs./sq.in.
Peel Adhesion Stainless Steel - 30 minute residence	4.1 lbs./in.
Shear Stainless Steel - 1000 g/sq. in.@ 72°F	300+ hours to fail
Thickness Adhesive only	.002 inches

Temperature Range Guidelines

Application: Above 10°C/50°F for best performance

End Use: -40°C to 121°C/-40°F to 250°F

Chemical Resistance

Resistant to water, detergent, alcohol, aliphatic and some aromatic hydrocarbons. Not recommended for use in contact with active solvents such as ketones, esters, and some chlorinated hydrocarbons.

*Values given are typical and are not necessarily for use in specifications. Product reinforced with 2 mil PET during adhesion tests.

How to Mount

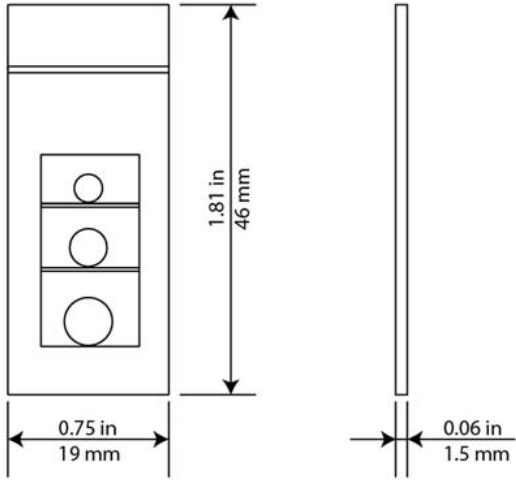
Temperature indicators are best suited for monitoring product or the controlled environment of the product.

WarmMark ascending temperature indicators are best used when mounted directly to the product being monitored or when placed inside the product shipper. Indicators should not be placed directly on gel packs, phase change materials, etc. as this will result in measuring the temperature of the packaging material components instead of the temperature of the product or environment.

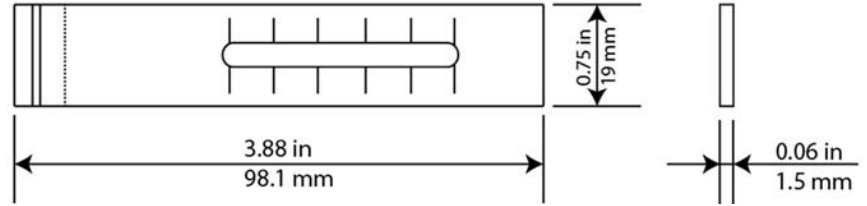
In rare cases, temperature indicators are mounted on external packaging to monitor ambient temperature conditions.

Drawings

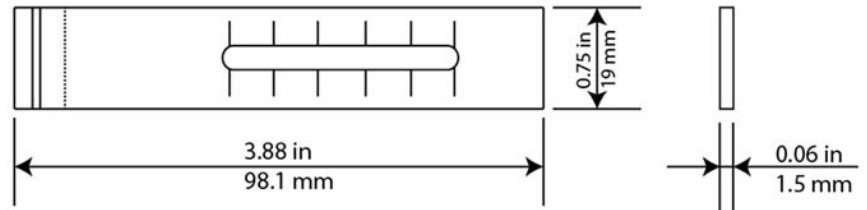
WarmMark Short-Run



WarmMark Long-Run



WarmMark Duo



Hassellunden 11A, 2765 Smørum
Tel. 45 95 04 10
info@buhl-bonsoe.dk
www.buhl-bonsoe.dk

